



SOUTHWEST Moulding & Millwork

Mouldings

Stair Parts

Boards

Exterior Millwork

Doors

Columns

Attic Stairs

Specialty Millwork



CEILING

Crowns 2-7
 Beds 8
 Coves 9

CABINET

Panel Mould 10-11
 Lip Mould 11-12

WALL

Chair Rail and Caps 13-14
 Batten 14
 Inside and Outside Corners 15
 Half Round 16
 Quarter Round 16
 Base Shoe 17
 Full Round 17
 Picture Mould 17

GENERAL

S4S Stock 18-20
 Tongue and Groove Siding 21
 Lattice 21
 Screen Mould 22
 Chamfer 22
 Nosing 22
 Drip Cap 23
 Mantle Mould 23
 Glass Bead 23

WINDOW/DOOR

Casing 24-28
 Door Stop 29
 Premitered Door Stop 29
 Brick Mould 30
 Window Stool 31
 T-Astragal 32

FLOOR

Base 33-43

JAMBS/FRAMES/WEATHER STRIP

Flat Jambs 44
 Frames 45
 Weather Strip 45

DECORATIVE BLOCKS/ROSETTES

Base Trim Blocks 46-48
 Crown Trim Blocks 49
 Plinth Blocks 50
 Rosettes 51

BUILD-UPS

Ceiling Build-ups 52-53
 Casing Build-ups 54
 Wall Build-ups 54
 Floor Build-ups 55

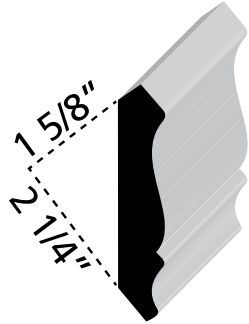
QUALITY PRODUCTS

Product Line Sampling/
 Service Offerings 56-58

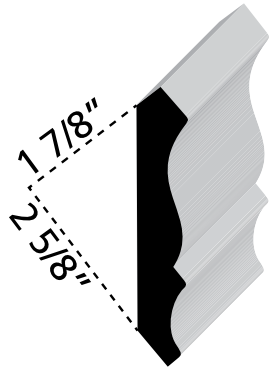
PRODUCT INDEX

Numeric & Alphabetical 59

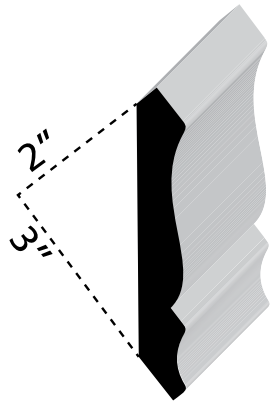
CROWNS



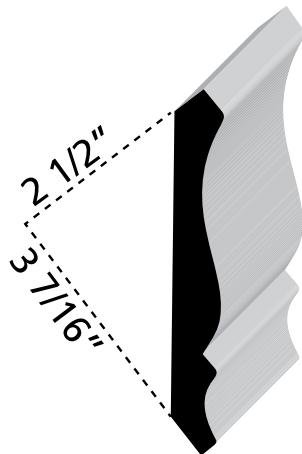
Model #	WM #	Size	Species	Lengths Available
M-8010	WM52	9/16" x 2 3/4"	Solid	RL
M-8010FJ	WM52	9/16" x 2 3/4"	Fingerjoint	16'
M-8010PR	WM52	9/16" x 2 3/4"	Primed FJ	8', 12', 16'
H-O8010	WM52	9/16" x 2 3/4"	Oak	RL
H-M8010	WM52	9/16" x 2 3/4"	Maple	RL
H-KA8010	WM52	9/16" x 2 3/4"	Knotty Alder	RL
FM-8010	WM52	9/16" x 2 3/4"	Flex	12'



M-8014	LWM51	9/16" x 3 1/4"	Solid	RL
M-8014PR	LWM51	9/16" x 3 1/4"	Primed FJ	16'



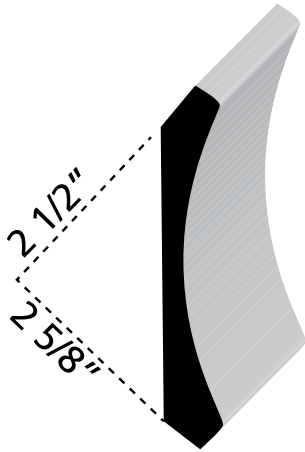
M-8009	LWM49	9/16" x 3 5/8"	Solid	RL
M-8009FJ	LWM49	9/16" x 3 5/8"	Fingerjoint	16'
M-8009PR	LWM49	9/16" x 3 5/8"	Primed FJ	8', 12', 16'
H-O8009	LWM49	9/16" x 3 5/8"	Oak	RL
H-M8009	LWM49	9/16" x 3 5/8"	Maple	RL
MDF-8009	LWM49	9/16" x 3 5/8"	MDF	16'



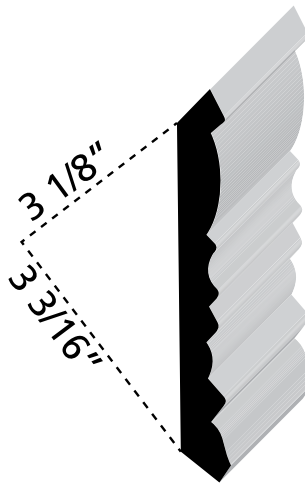
M-8012	LWM48	9/16" x 4 1/4"	Solid	RL
M-8012FJ	LWM48	9/16" x 4 1/4"	Fingerjoint	16'
M-8012PR	LWM48	9/16" x 4 1/4"	Primed FJ	12', 16'
M-8012FJD	LWM48	9/16" x 4 1/4"	Primed FJ	16'
H-O8012	LWM48	9/16" x 4 1/4"	Oak	RL
H-M8012	LWM48	9/16" x 4 1/4"	Maple	RL
H-KA8012	LWM48	9/16" x 4 1/4"	Knotty Alder	RL
MDF-8012	LWM48	9/16" x 4 1/4"	MDF	12', 16'
FM-8012	LWM48	9/16" x 4 1/4"	Flex	12'
FM-MDF8012	LWM48	9/16" x 4 1/4"	Flex	16', 8', 12'
FM-IR8012-48	LWM48	9/16" x 4 1/4"	Flex	12'
FM-IR8012-72	LWM48	9/16" x 4 1/4"	Flex	12'
FM-IR8012-96	LWM48	9/16" x 4 1/4"	Flex	12'
FM-OR8012-48	LWM48	9/16" x 4 1/4"	Flex	12'
FM-OR8012-72	LWM48	9/16" x 4 1/4"	Flex	12'
FM-OR8012-96	LWM48	9/16" x 4 1/4"	Flex	12'

CROWNS

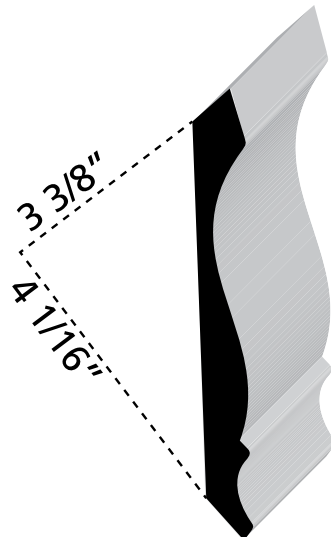
Model # WM # Size Species Lengths Available



MDF-LA5COLCR		1 1/16" x 4 1/4"	MDF	16'
--------------	--	------------------	-----	-----



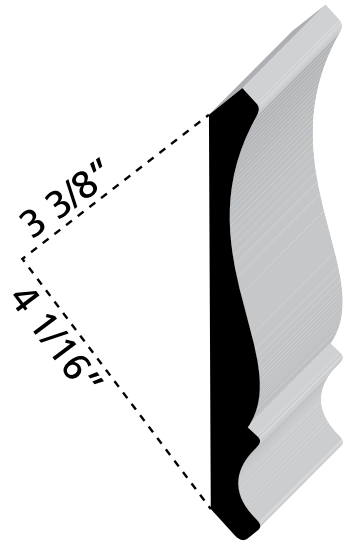
M-CR22		9/16" x 4 9/16"	Solid	RL
M-CR22FJ		9/16" x 4 9/16"	Fingerjoint	16'
H-OCR22		9/16" x 4 9/16"	Oak	RL
H-MCR22		9/16" x 4 9/16"	Maple	RL
H-KACR22		9/16" x 4 9/16"	Knotty Alder	RL
FM-CR22		9/16" x 4 9/16"	Flex	12'
FM-IRCR22-48		9/16" x 4 9/16"	Flex	12'
FM-IRCR22-72		9/16" x 4 9/16"	Flex	12'
FM-IRCR22-96		9/16" x 4 9/16"	Flex	12'
FM-ORCR22-48		9/16" x 4 9/16"	Flex	12'
FM-ORCR22-72		9/16" x 4 9/16"	Flex	12'
FM-ORCR22-96		9/16" x 4 9/16"	Flex	12'



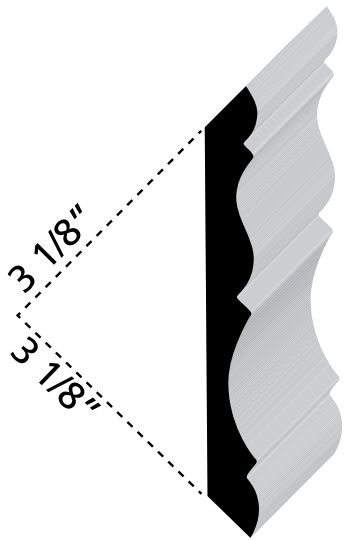
M-WM55	WM55	9/16" x 5 1/4"	Solid	RL
M-WM55FJ	WM55	9/16" x 5 1/4"	Fingerjoint	16'
M-WM55PR	WM55	9/16" x 5 1/4"	Primed FJ	16'

*All lengths subject to availability. Flex-trim sold in cartons only.
All solid moulding 8'-16' random lengths. RL—Random Lengths.


CROWNS



Model #	WM #	Size	Species	Lengths Available	
MDF-514		5/8" x 5 1/4"	MDF	16'	8'



MDF-LA514DRCR		5/8" x 5 1/4"	MDF	16'	
---------------	--	---------------	-----	-----	--



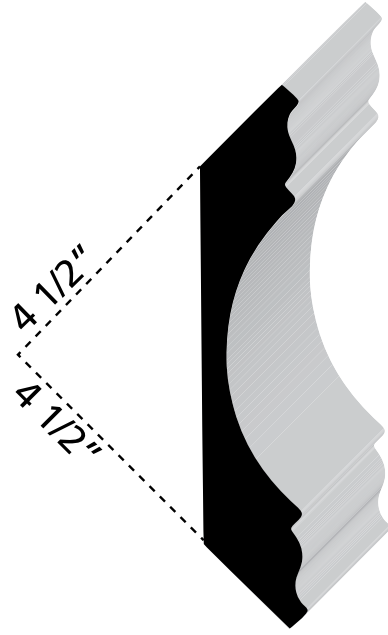
M-SW58		11/16" x 5 5/8"	Solid	RL	
M-SW58FJ		11/16" x 5 5/8"	Fingerjoint	16'	

CROWNS

Model # WM # Size Species Lengths Available



M-SW50		1 7/16" x 5 1/4"	Solid	RL
M-SW50FJ		1 7/16" x 5 1/4"	Fingerjoint	16'
FM-SW50		1 7/16" x 5 1/4"	Flex	12'



MDF-BAC		1 3/32" x 6 5/16"	MDF	16'
---------	--	-------------------	-----	-----

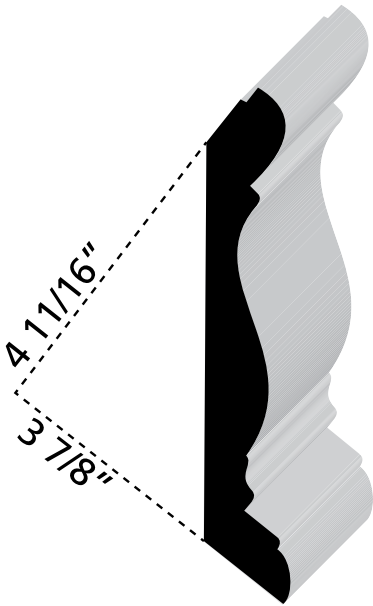
*All lengths subject to availability. Flex-trim sold in cartons only. All solid moulding 8'-16' random lengths. RL—Random Lengths.

CROWNS

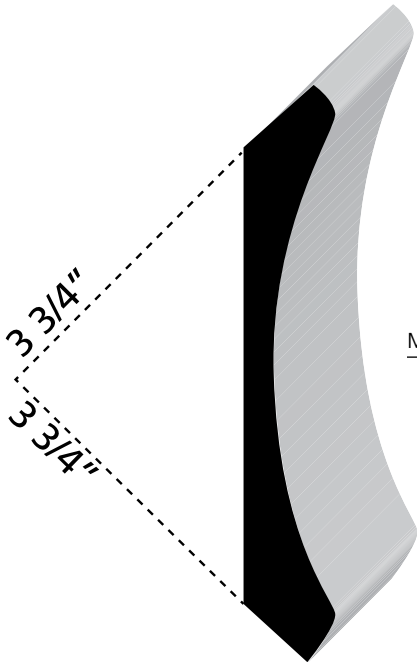
Model # WM # Size Species Lengths Available



M-SW51		1 7/16" x 2 1/2"	Solid	RL
M-SW51FJ		1 7/16" x 2 1/2"	Fingerjoint	16'



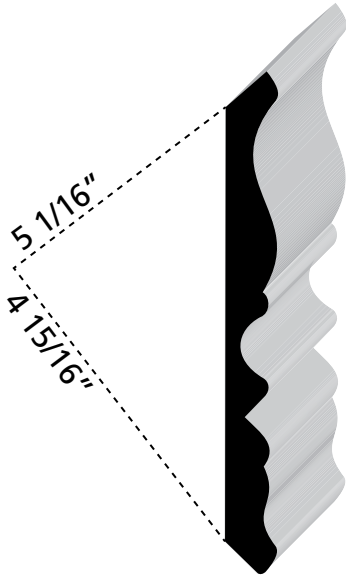
MDF-WM310	WM310	1" x 6"	MDF	16'
-----------	-------	---------	-----	-----



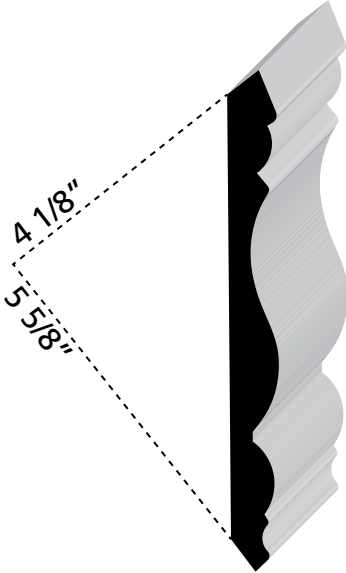
MDF-LA8COLCR		1" x 6 3/4"	MDF	16'
--------------	--	-------------	-----	-----

CROWNS

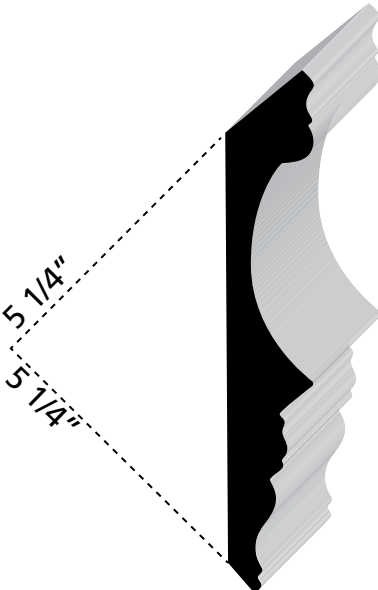
Model # WM # Size Species Lengths Available



MDF-SPUL		1 1/16" x 7"	MDF	16'
----------	--	--------------	-----	-----



M-48FJ		1 1/16" x 6 7/8"	Fingerjoint	16'
FM-M48		1 1/16" x 7"	Flex	12'



MDF-LA714COLCR		1 1/4" x 7 1/4"	MDF	16'
----------------	--	-----------------	-----	-----

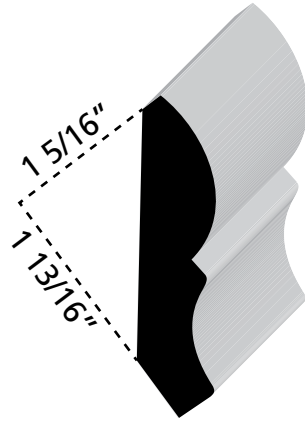
*All lengths subject to availability. Flex-trim sold in cartons only.
All solid moulding 8'-16' random lengths. RL-Random Lengths.

BEDS

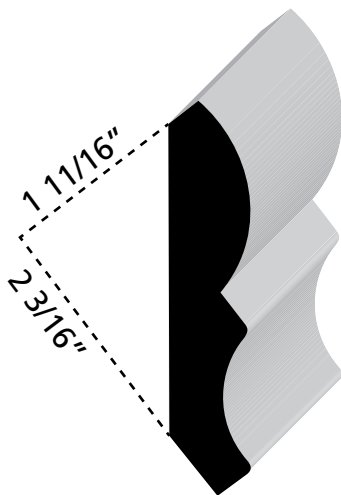
Model # WM # Size Species Lengths Available



M-8016	WM74	9/16" x 1 3/4"	Solid	RL	8'
M-8016FJ	WM74	9/16" x 1 3/4"	Fingerjoint	16'	
M-8016PR	WM74	9/16" x 1 3/4"	Primed FJ		12', 16'

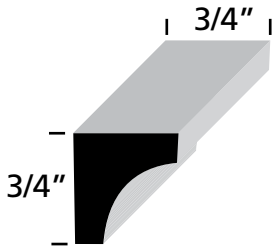


M-8018	WM72	9/16" x 2 1/4"	Solid	RL	
--------	------	----------------	-------	----	--

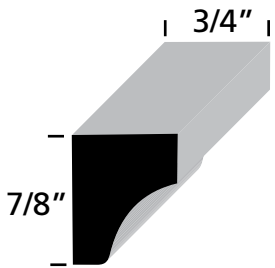


M-8019	WM70	9/16" x 2 3/4"	Solid	RL	
--------	------	----------------	-------	----	--

COVES



Model #	WM #	Size	Species	Lengths Available
M-8052	WM93	3/4" x 3/4"	Solid	RL 8'
H-O8052	WM93	3/4" x 3/4"	Oak	RL
O-8052	WM93	3/4" x 3/4"	Oak	8'
FM-8052	WM93	3/4" x 3/4"	Flex	12'
FM-8052PG	WM93	3/4" x 3/4"	Flex	12'



M-8060	WM92	3/4" x 7/8"	Solid	RL 8'
--------	------	-------------	-------	-------




M-8024	WM85	9/16" x 1 3/4"	Solid	RL 8'
--------	------	----------------	-------	-------


*All lengths subject to availability. Flex-trim sold in cartons only.
All solid moulding 8'-16' random lengths. RL—Random Lengths.

PANEL MOULD

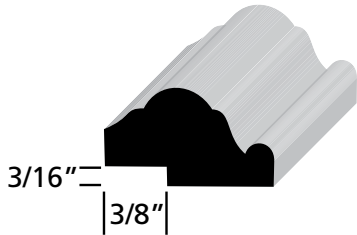
Model #	WM #	Size	Species	Lengths Available
M-PM5		1 1/16" x 1 1/8"	Solid	RL
M-PM5FJ		1 1/16" x 1 1/8"	Fingerjoint	16'
H-OPM5		1 1/16" x 1 1/8"	Oak	RL
H-MPM5		1 1/16" x 1 1/8"	Maple	RL
H-KAPM5		1 1/16" x 1 1/8"	Knotty Alder	RL
FM-PM5		1 1/16" x 1 1/8"	Flex	12'
FM-WGPM5		1 1/16" x 1 1/8"	Flex Oak Grain	12'




M-KPANEL		3/4" x 1 1/4"	Solid	RL
H-OKMOULD		3/4" x 1 1/4"	Oak	RL
FM-KPANEL		3/4" x 1 1/4"	Flex	12'
FM-KAKMOULD		3/4" x 1 1/4"	Knotty Alder	RL



M-PM1		13/16" x 1 5/16"	Solid	RL
M-PM1FJ		13/16" x 1 5/16"	Fingerjoint	16'
H-OPM1		13/16" x 1 5/16"	Oak	RL
FM-PM1		13/16" x 1 5/16"	Flex	12'
FM-OKPM1		13/16" x 1 5/16"	Flex Oak Grain	12'
FM-WGPM1		13/16" x 1 5/16"	Flex Pine Grain	12'



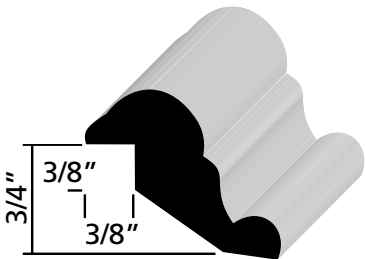
M-PM7		13/16" x 1 5/16"	Solid	RL	8'
M-PM7FJ		13/16" x 1 5/16"	Fingerjoint	16'	
FM-PM7		13/16" x 1 5/16"	Flex	12'	
FM-WGPM7		13/16" x 1 5/16"	Flex Pine Grain	12'	
H-OPM7		13/16" x 1 5/16"	Oak	RL	
H-KAPM7		13/16" x 1 5/16"	Knotty Alder	RL	



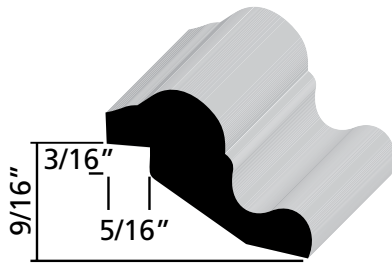
M-FMOULD		5/8" x 1 1/2"	Solid	RL	
M-FMOULDFJ		5/8" x 1 1/2"	Fingerjoint	16'	
FM-FMOULD		5/8" x 1 1/2"	Flex	12'	
H-OFMOULD		5/8" x 1 1/2"	Oak	RL	



M-PM2		3/4" x 1 3/4"	Solid	RL	
M-PM2FJ		3/4" x 1 3/4"	Fingerjoint	16'	
FM-PM2		3/4" x 1 3/4"	Flex	12'	

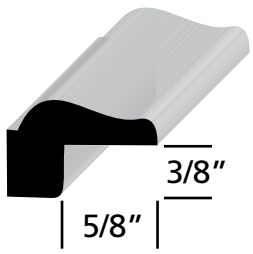


PANEL MOULD

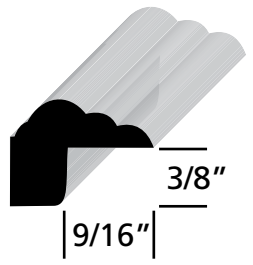


Model #	WM #	Size	Species	Lengths Available
M-PM6		3/4" x 2"	Solid	RL 8'
M-PM6FJ		3/4" x 2"	Fingerjoint	16'
H-OPM6		3/4" x 2"	Oak	RL
H-MPM6		3/4" x 2"	Maple	RL
H-KAPM6		3/4" x 2"	Knotty Alder	RL
FM-PM6		3/4" x 2"	Flex	12'
FM-WGPM6		3/4" x 2"	Flex Oak Grain	12'

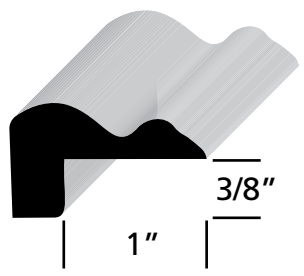
LIP MOULD



M-LWP292	LWM292	1 1/16" x 1 1/16"	Solid	RL
----------	--------	-------------------	-------	----



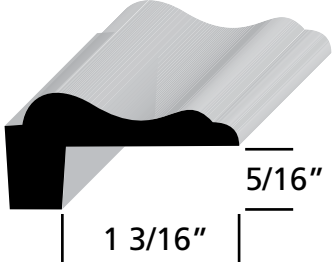
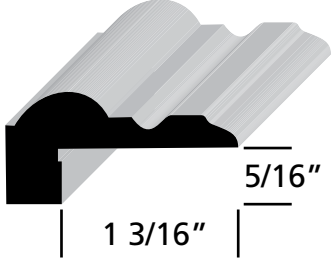
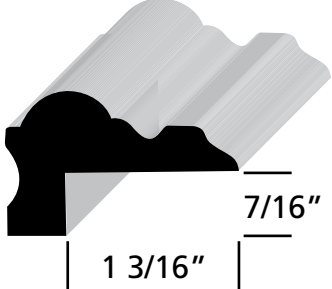
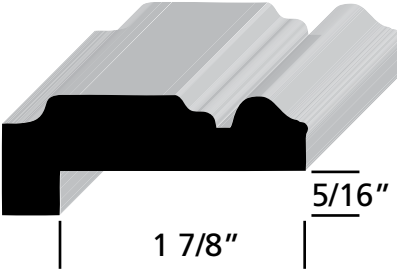
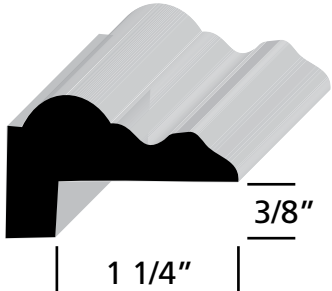
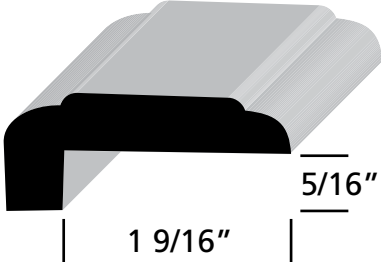
M-DEC2		3/4" x 1"	Solid	RL 8'
--------	--	-----------	-------	-------








M-DEC3		13/16" x 1 3/8"	Solid	RL
--------	--	-----------------	-------	----

*All lengths subject to availability. Flex-trim sold in cartons only. All solid moulding 8'-16' random lengths. RL-Random Lengths.

LIP MOULD




	Model #	WM #	Size	Species	Lengths Available	
 <p>5/16"</p> <p>1 3/16"</p>	M-DEC4		13/16" x 1 5/8"	Solid	RL	8'
	H-ODEC4		13/16" x 1 5/8"	Oak	RL	
 <p>5/16"</p> <p>1 3/16"</p>	M-DEC6		13/16" x 1 5/8"	Solid	RL	
	M-DEC6FJ		13/16" x 1 5/8"	Fingerjoint		16'
	H-ODEC6		13/16" x 1 5/8"	Oak	RL	
 <p>7/16"</p> <p>1 3/16"</p>	M-DEC6FP		1" x 1 5/8"	Solid Finger Pull	RL	
 <p>5/16"</p> <p>1 7/8"</p>	M-CM20		7/8" x 2 1/8"	Solid	RL	
 <p>3/8"</p> <p>1 1/4"</p>	M-LMC		1" x 1 5/8"	Solid	RL	8'
	M-LMCFJ		1" x 1 5/8"	Fingerjoint		16'
	H-OLMC		1" x 1 5/8"	Oak	RL	
 <p>5/16"</p> <p>1 9/16"</p>	M-CM12		3/4" x 2"	Solid	RL	
	M-CM12FJ		3/4" x 2"	Fingerjoint		16'
	H-MCM12		3/4" x 2"	Maple	RL	

CHAIR RAIL AND CAPS


	Model #	WM #	Size	Species	Lengths Available
	M-DM22FJ		1 1/16" x 1 3/4"	Fingerjoint	16'
	M-CR5FJ		1 1/16" x 2 1/2"	Fingerjoint	16'
	M-CR7		1 1/8" x 2 1/2"	Solid	RL
	M-CR7FJ		1 1/8" x 2 1/2"	Fingerjoint	16'
	H-OCR7		1 1/8" x 2 1/2"	Oak	RL
	H-KACR7		1 3/16" x 2 1/2"	Knotty Alder	RL
	FM-CR7		1 1/8" x 2 1/2"	Flex	12'
	M-CR6		1 1/4" x 3 1/2"	Solid	RL
	M-CR6FJ		1 1/4" x 3 1/2"	Fingerjoint	16'
	FM-CR6		1 1/4" x 3 1/2"	Flex	12'
	M-SM34		1 3/16" x 2 1/8"	Solid	RL

*All lengths subject to availability. Flex-trim sold in cartons only.
All solid moulding 8'-16' random lengths. RL—Random Lengths.

CHAIR RAIL AND CAPS

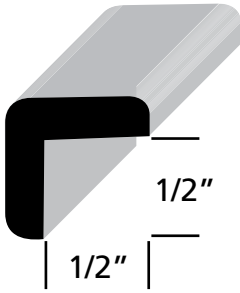
	Model #	WM #	Size	Species	Lengths Available
	MDF-WM297	WM297	1 1/16" x 3"	MDF	16'
	M-WM390	WM390	1 1/16" x 2 5/8"	Solid	RL
	MDF-WM390	WM390	1 1/16" x 2 5/8"	MDF	16'
	M-WP163	WM163	1 1/16" x 1 3/8"	Solid	RL

BATTEN

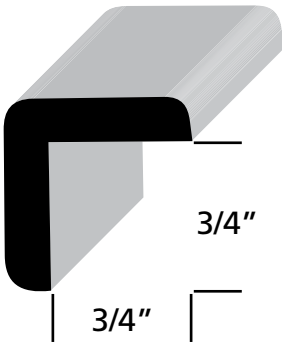
	Model #	WM #	Size	Species	Lengths Available
	M-8667	WM224	9/16" x 2 1/4"	Solid	RL

INSIDE AND OUTSIDE CORNERS

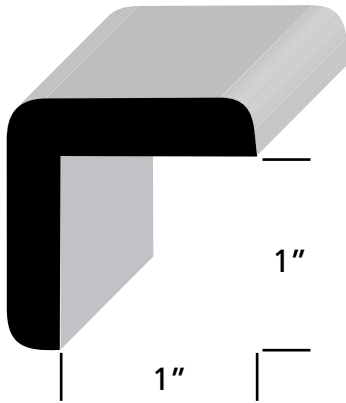
Model #	WM #	Size	Species	Lengths Available
---------	------	------	---------	-------------------



M-8200L.3	WM206	3/4" x 3/4"	Solid	RL 8'
-----------	-------	-------------	-------	-------



M-8200L.1	WM205	1" x 1"	Solid	RL 8'
H-O8200	WM205	1" x 1"	Oak	RL
FM-8200L.1	WM205	1" x 1"	Flex	10'




M-8238	WM204	1 1/4" x 1 1/4"	Solid	RL 8'
M-8238PR	WM204	1 1/4" x 1 1/4"	Primed FJ	8'




M-ISC999	LWM999	3/4" x 3/4"	Solid	8'
----------	--------	-------------	-------	----

*All lengths subject to availability. Flex-trim sold in cartons only.
All solid moulding 8'-16' random lengths. RL—Random Lengths.

HALF ROUND



Model #	WM #	Size	Species	Lengths Available
M-8080	WM116	3/4" x 1 5/8"	Solid	RL




M-8078	WM120	1/2" x 1"	Solid	RL
--------	-------	-----------	-------	----


QUARTER ROUND




Model #	WM #	Size	Species	Lengths Available
M-8057	WM110	1/4" x 1/4"	Solid	RL
* Typically sold in 8' Lengths *				



H-MEQR		3/8" x 3/8"	Meranti	8'
--------	--	-------------	---------	----




M-8063	WM108	1/2" x 1/2"	Solid	RL	8'
--------	-------	-------------	-------	----	----




M-8065	WM106	11/16" x 11/16"	Solid	RL	8', 12', 16'
M-8065PR	WM106	11/16" x 11/16"	Primed FJ		8', 12', 16'
H-O8065	WM106	3/4" x 3/4"	Oak	RL	
FM-8065	WM106	11/16" x 11/16"	Flex		12'
O-8065	WM106	3/4" x 3/4"	Oak		8'
H-KA8065	WM106	3/4" x 3/4"	Knotty Alder	RL	

BASE SHOE




Model #	WM #	Size	Species	Lengths Available
M-8422	WM129	7/16" x 11/16"	Solid	RL 8', 12', 16'
M-8422FJ	WM129	7/16" x 11/16"	Fingerjoint	16'
H-O8422	WM127	7/16" x 3/4"	Oak	RL
H-M8422	WM127	7/16" x 3/4"	Maple	RL
O-8422	WM127	7/16" x 3/4"	Oak	8', 12'
H-KA8422	WM127	7/16" x 3/4"	Knotty Alder	RL
FM-DT8422	WM127	7/16" x 3/4"	Flex Smooth	12'




M-8422SP	WM126	1/2" x 3/4"	Solid	RL 8'
M-8422SPPR	WM126	1/2" x 3/4"	Primed FJ	16' 8', 12'
FM-8422	WM126	1/2" x 3/4"	Flex	12'

FULL ROUND



Model #	WM #	Size	Species	Lengths Available
L-8912YPP	LWM233	1 5/16"	Yellow Pine	RL
L-8912FIR	LWM233	1 5/16"	Ponderosa Pine	RL 6', 8', 10'
L-8912LVL	LVLM233	1 5/16"	Laminated Veneer Lumber	RL 6', 8', 10'

PICTURE MOULD



Model #	WM #	Size	Species	Lengths Available
M-8263	WM273	1 1/16" x 1 3/4"	Solid	RL

*All lengths subject to availability. Flex-trim sold in cartons only.
All solid moulding 8'-16' random lengths. RL—Random Lengths.

S4S STOCK

Model # WM # Size Species Lengths Available



M-8432	WM254	1/2" x 3/4"	Solid	RL	8'
--------	-------	-------------	-------	----	----



M-8614	WM248	1 1/16" x 1 3/4"	Solid	RL	8'
M-8614PR	WM248	1 1/16" x 1 3/4"	Primed FJ		8'
M-8614FJ	WM248	1 1/16" x 1 3/4"	Fingerjoint	16'	



M-S4S212		1/2" x 2 1/2"	Solid	RL	
----------	--	---------------	-------	----	--



1x2

L-12FJ		1 1/16" x 1 1/2"	Fingerjoint	16'	
L-12PR		1 1/16" x 1 1/2"	Primed FJ	16'	
H-O12		3/4" x 2"	Oak	RL	
H-M12		3/4" x 2"	Maple	RL	
H-P12		3/4" x 2"	Poplar	RL	
H-KA12		3/4" x 2"	Knotty Alder	RL	
MDF-12		1 1/16" x 1 1/2"	MDF	16'	

S4S STOCK



1x4

Model #	WM #	Size	Species	Lengths Available
L-C14		3/4" x 3 1/2"	Radiata Solid	8', 10', 12', 14', 16'
L-14FJ		1 1/16" x 3 1/2"	Fingerjoint	16' 17'
L-14PR		1 1/16" x 3 1/2"	Primed FJ	16' 7', 8', 17', 102"
H-O14		3/4" x 3 1/2"	Oak	RL
H-M14		3/4" x 3 1/2"	Maple	RL
H-KA14		3/4" x 3 1/2"	Knotty Alder	RL
H-P14		3/4" x 3 1/2"	Poplar	RL
MDF-148P		1 1/16" x 3 1/2"	MDF	8'
FM-1X4		3/4" x 3 1/2"	Flex	12'
MDF-14		1 1/16" x 3 1/2"	MDF	16'



1x6

L-C16		3/4" x 5 1/2"	Radiata Solid	8', 10', 12', 14', 16'
L-16FJ		1 1/16" x 5 1/2"	Fingerjoint	16'
L-16PR		1 1/16" x 5 1/2"	Primed FJ	16' 8'
H-O16		3/4" x 5 1/2"	Oak	RL
H-M16		3/4" x 5 1/2"	Maple	RL
H-KA16FJ		3/4" x 5 1/2"	FJ Knotty Alder	16'
H-KA16		3/4" x 5 1/2"	Knotty Alder	RL
H-P16		3/4" x 5 1/2"	Poplar	RL
MDF-168P		1 1/16" x 5 1/2"	MDF	8'
FM-1X6		3/4" x 5 1/2"	Flex	12'
MDF-16		1 1/16" x 5 1/2"	MDF	16'



1x8

L-C18		3/4" x 7 1/4"	Radiata Solid	8', 10', 12', 14', 16'
L-18FJ		1 1/16" x 7 1/4"	Fingerjoint	16'
L-18PR		1 1/16" x 7 1/4"	Primed FJ	16' 8', 16'
H-O18		3/4" x 7 1/4"	Oak	RL
H-M18		3/4" x 7 1/4"	Maple	RL
H-KA18		3/4" x 7 1/4"	Knotty Alder	RL
H-KA18FJ		3/4" x 7 1/4"	FJ Knotty Alder	16'
H-P18		3/4" x 7 1/4"	Poplar	RL
FM-1X8		3/4" x 7 1/4"	Flex	12'
MDF-18		1 1/16" x 7 1/4"	MDF	16'

*All lengths subject to availability. Flex-trim sold in cartons only.
All solid moulding 8'-16' random lengths. RL—Random Lengths.

S4S STOCK

Model # WM # Size Species Lengths Available



1x12

L-C112		3/4" x 11 1/4"	Radiata Solid	8', 10', 12', 14', 16'
L-112FJ		11/16" x 11 1/4"	Fingerjoint	16'
L-112PR		11/16" x 11 1/4"	Primed FJ	16' 8'
H-O112		3/4" x 11 1/4"	Oak	RL
H-M112		3/4" x 11 1/4"	Maple	RL
H-KA112		3/4" x 11 1/4"	Knotty Alder	RL
H-KA112FJ		3/4" x 11 1/4"	FJ Knotty Alder	16'
H-P112		3/4" x 11 1/4"	Poplar	RL
MDF-112		3/4" x 11 1/4"	MDF	16'
MDF-112A		11/16" x 11 1/4"	MDF	16'



1x16

MDF-116		11/16" x 15 1/4"	MDF	16'
---------	--	------------------	-----	-----



1x24

MDF-124		11/16" x 23 1/4"	MDF	16'
---------	--	------------------	-----	-----



4x8

MDF-3448		11/16" x 49" x 97"	MDF	PNL
----------	--	--------------------	-----	-----

TONGUE AND GROOVE SIDING

Model #	WM #	Size	Species	Lengths Available
---------	------	------	---------	-------------------



L-WP16SF		5/8" x 5 1/4"	Spruce	8'
----------	--	---------------	--------	----

* Sold in cartons of 8 *

LATTICE

Model #	WM #	Size	Species	Lengths Available
---------	------	------	---------	-------------------



M-8280	WM268	1/4" x 1 1/8"	Solid	RL 8'
--------	-------	---------------	-------	-------



M-8281	WM267	1/4" x 1 3/8"	Solid	RL 8'
--------	-------	---------------	-------	-------



M-8281.2	WM266	1/4" x 1 5/8"	Solid	RL
----------	-------	---------------	-------	----






M-8282	WM265	1/4" x 1 3/4"	Solid	RL 8'
--------	-------	---------------	-------	-------




M-8656	WM960	3/8" x 2 1/4"	Solid	RL
--------	-------	---------------	-------	----

*All lengths subject to availability. Flex-trim sold in cartons only.
All solid moulding 8'-16' random lengths. RL—Random Lengths.


SCREEN MOULD

	Model #	WM #	Size	Species	Lengths Available	
	M-8140	WM137	3/8" x 3/4"	Solid	RL	8'
	M-8611	WM144	1/4" x 3/4"	Solid	RL	8'
	M-8610	WM142	1/4" x 3/4"	Solid	RL	8'
	H-O8610	WM142	1/4" x 3/4"	Oak	RL	
	O-8610	WM142	1/4" x 3/4"	Oak		8'
	H-M8610	WM142	1/4" x 3/4"	Maple	RL	
	H-KA8610	WM142	1/4" x 3/4"	Knotty Alder	RL	


CHAMFER

	Model #	WM #	Size	Species	Lengths Available	
	M-WP995	WM995	3/4" x 3/4"	Solid	RL	8'

NOSING


	Model #	WM #	Size	Species	Lengths Available	
	M-8132		9/16" x 7/8"	Solid	RL	

DRIP CAP



Model #	WM #	Size	Species	Lengths Available
M-8284	WM187	1 1/16" x 2"	Solid	RL


MANTLE MOULD



Model #	WM #	Size	Species	Lengths Available
M-MMOULD		1/2" x 1"	Solid	RL
FM-MMOULD		1/2" x 1"	Flex	12'




M-NMOULD		5/16" x 3/4"	Solid	RL
----------	--	--------------	-------	----



M-MM		1 3/8" x 4 5/8"	Solid	RL
M-MMFJ		1 3/8" x 4 5/8"	Fingerjoint	16'
FM-MM		1 3/8" x 4 5/8"	Flex	12'







GLASS BEAD



Model #	WM #	Size	Species	Lengths Available
M-8570	WM147	1/2" x 9/16"	Solid	RL

*All lengths subject to availability. Flex-trim sold in cartons only.
All solid moulding 8'-16' random lengths. RL—Random Lengths.


CASING

	Model #	WM #	Size	Species	Lengths Available	
	M-BB1FJ		1 1/16" x 1 1/4"	Fingerjoint	16'	
	M-BB1		1 1/16" x 1 1/4"	Solid	RL	
	FM-BB1		1 1/16" x 1 1/4"	Flex	12'	
	M-HW218		5/8" x 2 1/8"	Solid	RL	7'
	M-HW218FJ		5/8" x 2 1/8"	Fingerjoint	14'	7'
	M-HW218PR		5/8" x 2 1/8"	Primed FJ	7', 10', 14'	
	M-SAN214		5/8" x 2 1/4"	Solid	RL	7'
	M-SAN214FJ		5/8" x 2 1/4"	Fingerjoint	14'	
	M-SAN214PR		5/8" x 2 1/4"	Primed FJ	7', 10'	
	M-C195		9/16" x 2 1/2"	Solid	RL	
	M-C195FJ		9/16" x 2 1/2"	Fingerjoint	14'2"	7'1", 8'5"
	M-C196		1 1/8" x 3 9/16"	Solid	RL	
	M-C196FJ		1 1/8" x 3 9/16"	Fingerjoint	17'	
	M-C295		9/16" x 3 1/2"	Solid	RL	
	M-C295FJ		9/16" x 3 1/2"	Fingerjoint	17'	7'6"
	FM-C295		9/16" x 3 1/2"	Flex	12'	


CASING




Model #	WM #	Size	Species	Lengths Available
MDF-SWC312		1 1/16" x 3 1/2"	MDF	17'




M-E212		5/8" x 2 1/2"	Solid	RL
M-E212FJ		5/8" x 2 1/2"	Fingerjoint	14'2"
M-E214PR		5/8" x 2 1/4"	Primed FJ	7', 10'




M-356214	WM356	5/8" x 2 1/4"	Solid	RL	7', 10'
M-356214FJ	WM356	5/8" x 2 1/4"	Fingerjoint	14'	7'
M-356214PR	WM356	5/8" x 2 1/4"	Primed FJ		7', 10', 14'
MDF-356214	WM356	5/8" x 2 1/4"	MDF	16'	7', 10'
H-O214356	WM356	5/8" x 2 1/4"	Oak	RL	
O-356214	WM356	5/8" x 2 1/4"	Oak		7'



M-C100PR		5/8" x 2 1/4"	Primed FJ		7', 10'
----------	--	---------------	-----------	--	---------




M-ACOL2FJ		5/8" x 2"	Fingerjoint	14'	7'
FM-ACOL2		5/8" x 2"	Flex		12'
M-ACOL2PR		5/8" x 2"	Primed FJ		7', 10'




M-ACOL218		5/8" x 2 1/8"	Solid	RL	
M-ACOL218FJ		5/8" x 2 1/8"	Fingerjoint	14'	7'
M-ACOL218PR		5/8" x 2 1/8"	Primed FJ		7', 10', 14'
FM-ACOL218		5/8" x 2 1/8"	Flex		12'

*All lengths subject to availability. Flex-trim sold in cartons only.
All solid moulding 8'-16' random lengths. RL—Random Lengths.


CASING




Model #	WM #	Size	Species	Lengths Available	
M-ACOL214		5/8" x 2 1/4"	Solid	RL	7', 10'
M-ACOL214FJ		5/8" x 2 1/4"	Fingerjoint	14'	7', 17'
M-ACOL214PR		5/8" x 2 1/4"	Primed FJ		7', 10', 14'
H-O214A		5/8" x 2 1/4"	Oak	RL	
H-KAACOL214		5/8" x 2 1/4"	Knotty Alder	RL	
MDF-ACOL214		5/8" x 2 1/4"	MDF	16'	7', 10'
FM-ACOL214		5/8" x 2 1/4"	Flex		12'




M-ACOL212		5/8" x 2 1/2"	Solid	RL	7'1"
M-ACOL212FJ		5/8" x 2 1/2"	Fingerjoint	14'2"	7'1", 8'6"
M-ACOL212PR		5/8" x 2 1/2"	Primed FJ		7'1", 10', 14'2"
FM-ACOL212		5/8" x 2 1/2"	Flex		12'



M-COL312		5/8" x 3 1/2"	Solid	RL	
M-COL312FJ		5/8" x 3 1/2"	Fingerjoint	17'	7'6", 8'6"
M-COL312PR		5/8" x 3 1/2"	Primed FJ		7'6", 8'6", 17'
FM-COL312		5/8" x 3 1/2"	Flex		12'
H-KACOL312		5/8" x 3 1/2"	Knotty Alder	RL	
H-OCOL312		5/8" x 3 1/2"	Oak	RL	




M-MC9EPR		7/8" X 3 1/4"	Primed FJ	17'	7'6"
M-MC9E		7/8" X 3 1/4"	Solid	RL	



M-C211		5/8" x 2 1/2"	Solid	RL	
M-C211FJ		5/8" x 2 1/2"	Fingerjoint	14'2"	7'1", 8'6"
FM-C211		5/8" x 2 1/2"	Flex		12'


CASING




Model #	WM #	Size	Species	Lengths Available
M-LC11		1 1/16" x 3 1/2"	Solid	RL
M-LC11FJ		1 1/16" x 3 1/2"	Fingerjoint	17' 7'4"
M-LC11PR		1 1/16" x 3 1/2"	Primed FJ	7'6", 10', 17'
H-OLC11		1 1/16" x 3 1/2"	Oak	RL
H-KALC11		1 1/16" x 3 1/2"	Knotty Alder	RL
MDF-LC11		1 1/16" x 3 1/2"	MDF	16'
FM-LC11		1 1/16" x 3 1/2"	Flex	12'




M-C11		1 1/16" x 3 1/2"	Solid	RL
M-C11FJ		1 1/16" x 3 1/2"	Fingerjoint	17'




M-C322		9/16" x 2 1/2"	Solid	RL
M-C322FJ		9/16" x 2 1/2"	Fingerjoint	14'2" 7'1", 8'6"
M-C322PR		9/16" x 2 1/2"	Primed	7', 10'
MDF-C322		9/16" x 2 1/2"	MDF	7'1"
FM-C322		9/16" x 2 1/2"	Flex	12'
H-OC322		9/16" x 2 1/2"	Oak	RL
H-KAC322		5/8" x 2 1/2"	Knotty Alder	RL
H-MC322		5/8" x 2 1/2"	Maple	RL



M-C22		1 1/16" x 3 1/4"	Solid	RL
M-C22FJ		1 1/16" x 3 1/4"	Fingerjoint	17'



M-C522		9/16" x 3 1/2"	Solid	RL
M-C522FJ		9/16" x 3 1/2"	Fingerjoint	17'
H-OC522		9/16" x 3 1/2"	Oak	RL
H-KAC522		9/16" x 3 1/2"	Knotty Alder	RL
FM-C522		9/16" x 3 1/2"	Flex	12'











M-COVEC		5/8" x 2 1/4"	Solid	RL 7'
M-COVECFJ		5/8" x 2 1/4"	Fingerjoint	14'






M-C347FJ		5/8" x 3 1/2"	Fingerjoint	7', 17'
----------	--	---------------	-------------	---------

*All lengths subject to availability. Flex-trim sold in cartons only.
All solid moulding 8'-16' random lengths. RL—Random Lengths.




CASING

	Model #	WM #	Size	Species	Lengths Available
	M-STEP214	WM387	5/8" x 2 1/4"	Solid	RL
	M-LA314		3/4" x 3 1/4"	Solid	RL
	M-LA314PR		3/4" x 3 1/4"	Primed	17' 7'4"
	MDF-FLR		5/8" x 3 3/8"	MDF	7'
	M-FL312		9/16" x 3 1/4"	Solid	RL
	M-FL312FJ		9/16" x 3 1/4"	Fingerjoint	17'
	M-FL312PR		9/16" x 3 1/4"	Primed FJ	7'6"
	MDF-FL312		9/16" x 3 1/4"	MDF	16'
	FM-FL312		9/16" x 3 1/4"	Flex	12'
	M-LA4CPR8		1 1/4" x 4"	Primed FJ	17'
	M-LA414CPR		1" x 4 1/4"	Primed FJ	17'
	M-RB3FJ		1" x 3 1/2"	Fingerjoint	17'
	M-FL514		9/16" x 5 1/4"	Solid	RL
	M-FL514FJ		9/16" x 5 1/4"	Fingerjoint	16'

DOOR STOP


	Model #	WM #	Size	Species	Lengths Available	
	M-8540	WM887	3/8" x 1 1/4"	Solid	RL	7'
	M-8540FJ	WM887	3/8" x 1 1/4"	Fingerjoint	14'	7', 8'
	M-8540PR	WM887	3/8" x 1 1/4"	Primed FJ		7', 8'
	* Custom miter available *		** Fingerjoint & Primed FJ Eased 1 Edge **			
	M-8541	WM876	7/16" x 1 3/8"	Solid	RL	7', 8', 10'
	M-8541FJ	WM876	7/16" x 1 3/8"	Fingerjoint	14'	7', 8'
	M-8541PR	WM876	7/16" x 1 3/8"	Primed FJ		7', 8'
	H-O8541	WM876	7/16" x 1 3/8"	Oak	RL	
	H-KA8541	WM876	7/16" x 1 3/8"	Knotty Alder		7', 8'6"
* Custom miter available *		** Fingerjoint & Primed FJ Eased 1 Edge **				
	M-8096	WM906	3/8" x 1 3/8"	Solid	RL	7'
	M-8096FJ	WM906	3/8" x 1 3/8"	Fingerjoint		7'
	M-8096PR	WM906	3/8" x 1 3/8"	Primed FJ		7'
	M-GDSPR	Garage Stop	9/16" x 2 1/8"	Primed FJ		7'
* Custom miter available *						

PREMITERED DOOR STOP


	Model #	WM #	Size	Species	Lengths Available	
	M-8541FJM	WM876	7/16" x 1 3/8"	Fingerjoint		7'
	* Eased 1 Edge (80 1/2") DBL MTR *					
	M-8540FJM	WM887	3/8" x 1 1/4"	Fingerjoint		7'
	* Eased 1 Edge (80 1/2") DBL MTR *					
	M-8540PRM	WM888	3/8" x 1 1/8"	Primed FJ		7'
	* Eased 2 Edge (80 1/2") DBL MTR *					

*All lengths subject to availability. Flex-trim sold in cartons only.
All solid moulding 8'-16' random lengths. RL—Random Lengths.


BRICK MOULD



Model #	WM #	Size	Species	Lengths Available
M-8441	WM175	1 1/16" x 2"	Solid	RL
M-8441FJ	WM175	1 1/16" x 2"	Fingerjoint	14'
M-8441PR	WM175	1 1/16" x 2"	Primed FJ	7'



M-8441L175	LWM175	1 1/16" x 1 5/8"	Solid	RL
M-8441LFJ	LWM175	1 1/16" x 1 5/8"	Fingerjoint	14'
M-8441LPR	LWM175	1 1/16" x 1 5/8"	Primed FJ	7', 14'



M-8441W180	WM180	1 1/4" x 2"	Solid	RL
M-8441180FJ	WM180	1 1/4" x 2"	Fingerjoint	14'
M-8441180PR	WM180	1 1/4" x 2"	Primed FJ	7'1", 9', 10'
M-8441180FJP	WM180	1 1/4" x 2"	Primed FJ	17'
M-8441180PRM	WM180	1 1/4" x 2"	Primed FJ	7'
* Price per PR 84 1/4" 1RH, 1LH PRS (Mitered) *				
H-KA8441180	WM180	1 1/4" x 2"	Knotty Alder	8'6"
FM-WM180	WM180	1 1/4" x 2"	Flex	12'
H-MEWM180	WM180	1 1/16" x 2"	Meranti	10' (102")

WINDOW STOOL

Model #	WM #	Size	Species	Lengths Available
---------	------	------	---------	-------------------



M-STL512	WM1021	11/16" x 5 1/4"	Solid	RL
M-STL512FJ	WM1021	11/16" x 5 1/4"	Fingerjoint	16'
M-STL512PR	WM1021	11/16" x 5 1/4"	Primed FJ	8', 16'
MDF-STL512	WM1021	11/16" x 5 1/4"	MDF	16'



M-STL612	WM1021	11/16" x 6 1/4"	Solid	RL
M-STL612FJ	WM1021	11/16" x 6 1/4"	Fingerjoint	16'
MDF-STL612	WM1021	11/16" x 6 1/4"	MDF	16'
M-STL612PR	WM1021	11/16" x 6 1/4"	Primed FJ	16'




M-STL714	WM1021	11/16" x 7 1/4"	Solid	RL
M-STL714FJ	WM1021	11/16" x 7 1/4"	Fingerjoint	16'
MDF-STL714	WM1021	11/16" x 7 1/4"	MDF	16'




MDF-STL714OG	WM1021	11/16" x 7 1/4"	MDF	16'
--------------	--------	-----------------	-----	-----

*All lengths subject to availability. Flex-trim sold in cartons only.
All solid moulding 8'-16' random lengths. RL—Random Lengths.


T-ASTRAGAL




Model #	WM #	Size	Species	Lengths Available
M-T88	WM1315	1 3/8"	Solid	8'
M-T48	WM1310	1 3/4"	Solid	8'
H-KAT48	WM1310	1 3/8"	Knotty Alder	8'6"



H-KATEX		1 3/4"	Knotty Alder	102"
M-TEX		1 3/4"	Solid	102"
H-TEXFJ		1 3/4"	Fingerjoint	102"
M-TEXPR		1 3/4"	Primed FJ	102"



H-MET49		1 3/4"	Meranti	96"
---------	--	--------	---------	-----




H-MEEMC		1 5/8"	Meranti	8'
* Mull cover *				




H-MEIMC		3/8" x 1 5/16"	Meranti	8'
* Mull cover *				

BASE

Model # WM # Size Species Lengths Available



M-SAN3		7/16" x 3"	Solid	RL 8'
M-SAN3FJ		7/16" x 3"	Fingerjoint	16'
M-SAN3PR		7/16" x 3"	Primed FJ	8', 12', 16'



M-SAN314		7/16" x 3 1/4"	Solid	RL
M-SAN314FJ		7/16" x 3 1/4"	Fingerjoint	16'




M-E312		1/2" x 3 1/2"	Solid	RL
M-E312FJ		1/2" x 3 1/2"	Fingerjoint	16'
M-E514FJ		9/16" x 5 1/4"	Fingerjoint	16'



M-K314		9/16" x 3 1/4"	Solid	RL
M-K314FJ		9/16" x 3 1/4"	Fingerjoint	16'
H-OK314		9/16" x 3 1/4"	Oak	RL

*All lengths subject to availability. Flex-trim sold in cartons only. All solid moulding 8'-16' random lengths. RL—Random Lengths.


BASE



Model #	WM #	Size	Species	Lengths Available
M-444314	WM444	5/8" x 3 1/4"	Solid	RL
M-444314FJ	WM444	5/8" x 3 1/4"	Fingerjoint	16'
M-444314PR	WM444	5/8" x 3 1/4"	Primed FJ	16'
MDF-444314	WM444	5/8" x 3 1/4"	MDF	16'



M-COVB		5/8" x 3 1/4"	Solid	RL
M-COVBFJ		5/8" x 3 1/4"	Fingerjoint	16'



M-STEP3		7/16" x 3"	Solid	RL
---------	--	------------	-------	----



M-ACOL314		5/8" x 3 1/4"	Solid	RL	8', 12'
M-ACOL314FJ		5/8" x 3 1/4"	Fingerjoint	16'	
M-ACOL314PR		5/8" x 3 1/4"	Primed FJ		8', 12', 16'
MDF-ACOL314		5/8" x 3 1/4"	MDF	16'	8'
FM-ACOL314		5/8" x 3 1/4"	Flex		12'

BASE

Model #	WM #	Size	Species	Lengths Available
---------	------	------	---------	-------------------



M-ACOL514		9/16" x 5 1/4"	Solid	RL
M-ACOL514FJ		9/16" x 5 1/4"	Fingerjoint	16'
FM-ACOL514		9/16" x 5 1/4"	Flex	12'



MDF-N314		9/16" x 3 1/4"	MDF	16'
----------	--	----------------	-----	-----



MDF-N514		9/16" x 5 1/4"	MDF	8', 12', 16'
----------	--	----------------	-----	--------------

*All lengths subject to availability. Flex-trim sold in cartons only. All solid moulding 8'-16' random lengths. RL—Random Lengths.


BASE



Model #	WM #	Size	Species	Lengths Available
M-B3FJ		7/16" x 3"	Fingerjoint	16'
M-B3PR		7/16" x 3"	Primed FJ	8', 12'
FM-B3		7/16" x 3"	Flex	12'



M-B314	#9	1/2" x 3 1/4"	Solid	RL
M-B314FJ	#9	1/2" x 3 1/4"	Fingerjoint	16'
MDF-B314	#9	1/2" x 3 1/4"	MDF	16' 8'
FM-B314	#9	1/2" x 3 1/4"	Flex	12'
M-B314PR	#9	1/2" x 3 1/4"	Primed FJ	16'



M-B514	#10	1/2" x 5 1/4"	Solid	RL
M-B514FJ	#10	1/2" x 5 1/4"	Fingerjoint	16'
FM-B514	#10	1/2" x 5 1/4"	Flex	12'
M-B514PR	#10	1/2" x 5 1/4"	Primed FJ	16'

BASE

Model #	WM #	Size	Species	Lengths Available
---------	------	------	---------	-------------------



MDF-SWB514		9/16" x 5 1/4"	MDF	16'
------------	--	----------------	-----	-----




M-B218		9/16" x 5 1/4"	Solid	RL
M-B218FJ		9/16" x 5 1/4"	Fingerjoint	16'
M-B218PR		9/16" x 5 1/4"	Primed FJ	16'
MDF-B514 (B218)		9/16" x 5 1/4"	MDF	16', 8', 12'
FM-B218		9/16" x 5 1/4"	Flex	12'
H-KAB218		9/16" x 5 1/4"	Knotty Alder	RL



MDF-B714		9/16" x 7 1/4"	MDF	16'
----------	--	----------------	-----	-----

*All lengths subject to availability. Flex-trim sold in cartons only. All solid moulding 8'-16' random lengths. RL—Random Lengths.


BASE



Model #	WM #	Size	Species	Lengths Available
M-WM623	WM623	9/16" x 3 1/4"	Solid	RL
M-WM623FJ	WM623	9/16" x 3 1/4"	Fingerjoint	16'
M-WM623PR	WM623	9/16" x 3 1/4"	Primed FJ	8', 12', 16'
MDF-WM623	WM623	9/16" x 3 1/4"	MDF	16'



MDF-WM620	WM620	9/16" x 4 1/4"	MDF	8', 12'
-----------	-------	----------------	-----	---------



M-WM618FJ	WM618	9/16" x 5 1/4"	Fingerjoint	16'
MDF-WM618	WM618	9/16" x 5 1/4"	MDF	16' 8'
FM-B618	WM618	9/16" x 5 1/4"	Flex	12'
FM-WM618PG	WM618	9/16" x 5 1/4"	Flex	12'



M-B211		9/16" x 3 1/4"	Solid	RL
M-B211FJ		9/16" x 3 1/4"	Fingerjoint	16'
FM-B211		9/16" x 3 1/4"	Flex	12'

BASE

Model # WM # Size Species Lengths Available



M-LB11		5/8" x 4 1/2"	Solid	RL
M-LB11FJ		5/8" x 4 1/2"	Fingerjoint	16'
M-LB11PR		5/8" x 4 1/2"	Primed FJ	8', 12', 16'
H-OLB11		5/8" x 4 1/2"	Oak	RL
H-KALB11		5/8" x 4 1/2"	Knotty Alder	RL
MDF-LB11		5/8" x 4 1/2"	MDF	16'
FM-LB11		5/8" x 4 1/2"	Flex	12'



M-LB11FJ-514		9/16" x 5 1/4"	Fingerjoint	16'
FM-LB11514		9/16" x 5 1/4"	Flex	12'




M-B11		1 1/16" x 4 1/2"	Solid	RL
M-B11FJ		1 1/16" x 4 1/2"	Fingerjoint	16'

*All lengths subject to availability. Flex-trim sold in cartons only.
All solid moulding 8'-16' random lengths. RL—Random Lengths.


BASE



Model #	WM #	Size	Species	Lengths Available
M-BCOL314		1/2" x 3 1/4"	Solid	RL
M-BCOL314FJ		1/2" x 3 1/4"	Fingerjoint	16'
FM-BCOL314		1/2" x 3 1/4"	Flex	12'



M-BCOL514FJ		1/2" x 5 1/4"	Fingerjoint	16'
FM-BCOL514		1/2" x 5 1/4"	Flex	12'



M-B395		9/16" x 4 1/2"	Solid	RL
M-B395FJ		9/16" x 4 1/2"	Fingerjoint	16'

BASE

Model # WM # Size Species Lengths Available



M-B695		9/16" x 6 1/2"	Solid	RL
M-B695FJ		9/16" x 6 1/2"	Fingerjoint	16'
FM-B695		9/16" x 6 1/2"	Flex	12'



M-B322		5/8" x 3 1/4"	Solid	RL
M-B322FJ		5/8" x 3 1/4"	Fingerjoint	16'
M-B322PR		5/8" x 3 1/4"	Primed FJ	8', 12'
MDF-B322		5/8" x 3 1/4"	MDF	16' 8', 12'
FM-B322		5/8" x 3 1/4"	Flex	12'
H-OB322		5/8" x 3 1/4"	Oak	RL
H-KAB322		9/16" x 3 1/4"	Knotty Alder	RL
H-MB322		9/16" x 3 1/4"	Maple	RL



M-B522		9/16" x 4 1/2"	Solid	RL
M-B522FJ		9/16" x 4 1/2"	Fingerjoint	16'
H-KAB522		9/16" x 4 1/2"	Knotty Alder	RL
FM-B522		9/16" x 4 1/2"	Flex	12'
H-MB522		9/16" x 4 1/2"	Maple	RL

*All lengths subject to availability. Flex-trim sold in cartons only. All solid moulding 8'-16' random lengths. RL—Random Lengths.

BASE



Model #	WM #	Size	Species	Lengths Available
M-B22		1 1/16" x 4 1/4"	Solid	RL
M-B22FJ		1 1/16" x 4 1/4"	Fingerjoint	16'



MDF-LA412CE		5/8" x 4 1/4"	MDF	16'
-------------	--	---------------	-----	-----



M-BAB514		9/16" x 5 1/4"	Solid	RL
M-BAB514FJ		9/16" x 5 1/4"	Fingerjoint	16'
MDF-BAB514		9/16" x 5 1/4"	MDF	16'

BASE

Model #	WM #	Size	Species	Lengths Available
---------	------	------	---------	-------------------



MDF-B612AMW		9/16" x 6 1/2"	MDF	16'
-------------	--	----------------	-----	-----



MDF-LA834B		3/4" x 8 3/4"	MDF	16'
------------	--	---------------	-----	-----

*All lengths subject to availability. Flex-trim sold in cartons only.
All solid moulding 8'-16' random lengths. RL—Random Lengths.

FLAT JAMBS

Model # Profile Size Species Lengths Available

Trim Guide



Back Bevel Eased Edge



Fingerjoint

J-S458FJ	Trim Guide	11/16" x 4 5/8"	Fingerjoint	81", 81 1/2" 97", 97 1/2"
J-S478FJ	Trim Guide	11/16" x 4 7/8"	Fingerjoint	81", 81 1/2" 97", 97 1/2"
J-S658FJ	Trim Guide	11/16" x 6 5/8"	Fingerjoint	81", 81 1/2" 97", 97 1/2"
J-S458FJBB	3° Back Bevel Eased Edge	11/16" x 4 5/8"	Fingerjoint	81", 81 1/2", 97"

Primed FJ

J-S458PR	Trim Guide	11/16" x 4 5/8"	Primed FJ	81", 97"
J-S478PR	Trim Guide	11/16" x 4 7/8"	Primed FJ	81"
J-H30458PR	Trim Guide	11/16" x 4 5/8"	Primed FJ	38"
J-30458PR	Trim Guide	11/16" x 4 5/8"	Primed FJ	38"
J-S658PR	Trim Guide	11/16" x 6 5/8"	Primed FJ	81", 97"

Veneer

J-S458V	Trim Guide	11/16" x 4 5/8"	Veneer	81", 81 1/2" 97", 97 1/2"
J-S658V	Trim Guide	11/16" x 6 5/8"	Veneer	81", 81 1/2" 97", 97 1/2"
J-S458VBB	3° Back Bevel Eased Edge	11/16" x 4 5/8"	Veneer	81", 81 1/2"

Knotty Alder

H-KA458	Trim Guide	3/4" x 4 5/8"	Knotty Alder	81 1/2", 97 1/2"
H-KA658	Trim Guide	3/4" x 6 5/8"	Knotty Alder	81 1/2", 97 1/2"
H-KAH30458		3/0 x 4 5/8"	Knotty Alder	38"

FRAMES



Model #	WM #	Size	Species	Lengths Available	
F-L458AKLH		1 1/4" x 4 5/8"	Solid	KERF	82 3/4"
F-L458AKRH		1 1/4" x 4 5/8"	Solid	KERF	82 3/4"
F-L458FJKLH		1 1/4" x 4 5/8"	Primed FJ	KERF	82 3/4"
F-L458FJKRH		1 1/4" x 4 5/8"	Primed FJ	KERF	82 3/4"
F-30458FJWS		1 1/4" x 4 5/8"	Primed FJ		82 3/4"
F-L458FJWS		1 1/4" x 4 5/8"	Primed FJ		82 3/4"
H-KA458K		1 1/4" x 4 5/8"	Knotty Alder	KERF	86"
F-L45880AKLH		1 1/4" x 4 5/8"	Solid	KERF	100"
F-L45880AKRH		1 1/4" x 4 5/8"	Solid	KERF	100"
F-L45880FJKLH		1 1/4" x 4 5/8"	Primed FJ	KERF	100"
F-L45880FJKRH		1 1/4" x 4 5/8"	Primed FJ	KERF	100"
H-KA4588K		1 1/4" x 4 5/8"	Knotty Alder	KERF	102"
F-L658AKLH		1 1/4" x 6 5/8"	Solid	KERF	82 3/4"
F-L658AKRH		1 1/4" x 6 5/8"	Solid	KERF	82 3/4"
F-L658FJKLH		1 1/4" x 6 5/8"	Primed FJ	KERF	82 3/4"
F-L658FJKRH		1 1/4" x 6 5/8"	Primed FJ	KERF	82 3/4"
H-KA658K		1 1/4" x 6 5/8"	Knotty Alder	KERF	86"
F-L65880AKLH		1 1/4" x 6 5/8"	Solid	KERF	100"
F-L65880AKRH		1 1/4" x 6 5/8"	Solid	KERF	100"
F-L65880FJKLH		1 1/4" x 6 5/8"	Primed FJ	KERF	100"
F-L65880FJKRH		1 1/4" x 6 5/8"	Primed FJ	KERF	100"
H-KA6588K		1 1/4" x 6 5/8"	Knotty Alder	KERF	102"
F-M458K		1 1/4" x 4 9/16"	Meranti	KERF	84"
F-M45880K		1 1/4" x 4 9/16"	Meranti	KERF	100"
F-M65868K		1 1/4" x 6 9/16"	Meranti	KERF	84"
F-M80658K		1 1/4" x 6 9/16"	Meranti	KERF	100"

* All stock frames have head daddos, no sill daddos

* All stock frames have square out on bottom

* All Knotty Alder frames have square cut both ends, not daddo

WEATHER STRIP

Model #	Color	Length	# PCS
XF-S68WS	Bronze	6/8 (81")	1
XF-S97BRNWS	Bronze	8/0 (97")	1
XF-S68BGEWS	Beige	6/8 (81")	1
XF-S97BGEWS	Beige	8/0 (97")	1

BASE TRIM BLOCKS

Model #	Description	Size	Species
---------	-------------	------	---------



MC-IBTB32	Inside Base Trim Block	4 1/2" x 1 1/8"	Pine
-----------	------------------------	-----------------	------

* Sold in box quantity of 24 *




MC-IBTB52	Inside Base Trim Block	6 1/2" x 1 1/8"	Pine
-----------	------------------------	-----------------	------

* Sold in box quantity of 24 *

BASE TRIM BLOCKS

Model #	Description	Size	Species
---------	-------------	------	---------



MC-OBTB32	Outside Base Trim Block	4 1/2" x 1 1/8"	Pine
-----------	-------------------------	-----------------	------

* Sold in box quantity of 24 *



MC-OBTB52	Outside Base Trim Block	6 1/2" x 1 1/8"	Pine
-----------	-------------------------	-----------------	------


* Sold in box quantity of 24 *

BASE TRIM BLOCKS


Model #	Description	Size	Species
---------	-------------	------	---------



MC-BTB25	Base Trim Block	1" x 4 1/2" x 2 3/4"	Pine
* Sold in box quantity of 34 *			




MC-BTB35	Base Trim Block	1" x 6" x 3 3/4"	Pine
MC-BTB35OAK	Base Trim Block	1" x 6" x 3 3/4"	Oak
* Pine sold in box quantity of 26 *			
* Oak in box quantity of 12 *			




MC-BTBC35	Center Base Trim Block	1" x 8" x 3 3/4"	Pine
* Sold in box quantity of 8 *			

CROWN TRIM BLOCKS


Model #	Description	Size	Species
---------	-------------	------	---------




MC-ICTB31	Inside Crown Trim Block	4 1/2" x 1 3/4"	Pine
* Sold in box quantity of 28 *			



MC-ICTB52	Inside Crown Trim Block	6 3/4" x 3 1/4"	Pine
* Sold in box quantity of 8 *			




MC-OCTB31	Outside Crown Trim Block	4 1/2" x 3 1/2"	Pine
* Sold in box quantity of 8 *			




MC-OCTB52	Outside Crown Trim Block	6 3/4" x 6 1/2"	Pine
* Sold in box quantity of 2 *			


PLINTH BLOCKS



Model #	Description	Size	Species
S-PL312BP	Bridgeford Plinth Block	7/8" x 3 1/2" x 6"	Pine
S-PL512BP	Bridgeford Plinth Block	7/8" x 5 1/2" x 8"	Pine




S-PL312SP	Springfield Plinth Block	7/8" x 3 1/2" x 6"	Pine
S-PL512SP	Springfield Plinth Block	7/8" x 5 1/2" x 8"	Pine



S-PL312TP	Traditional Plinth Block	7/8" x 3 1/2" x 6"	Pine
S-PL312TMDF	Traditional Plinth Block	7/8" x 3 1/2" x 6"	MDF

ROSETTES


Model #	Description	Size	Species
---------	-------------	------	---------




S-ROS312WP	Wellington Rosette	7/8" x 3 1/2" x 3 1/2"	Pine
S-ROS312WMDF	Wellington Rosette	7/8" x 3 1/2" x 3 1/2"	MDF
S-ROS512WP	Wellington Rosette	7/8" x 5 1/2" x 5 1/2"	Pine



S-ROS312STMDF	Star Rosette 3 1/2" x 3 1/2"	MDF	
---------------	------------------------------	-----	--



MC-RTB25	Rosette	7/8" x 2 3/4" x 2 3/4"	Pine
	* Sold in box quantity of 36 *		
MC-RTB35	Rosette	7/8" x 3 3/4" x 3 3/4"	Pine
	* Sold in box quantity of 26 *		
MC-RTB35OAK	Rosette	7/8" x 3 3/4" x 3 3/4"	Oak
	* Sold in box quantity of 26 *		
MC-RTB35M	Rosette	7/8" x 3 3/4" x 3 3/4"	Maple
	* Sold in box quantity of 38 *		

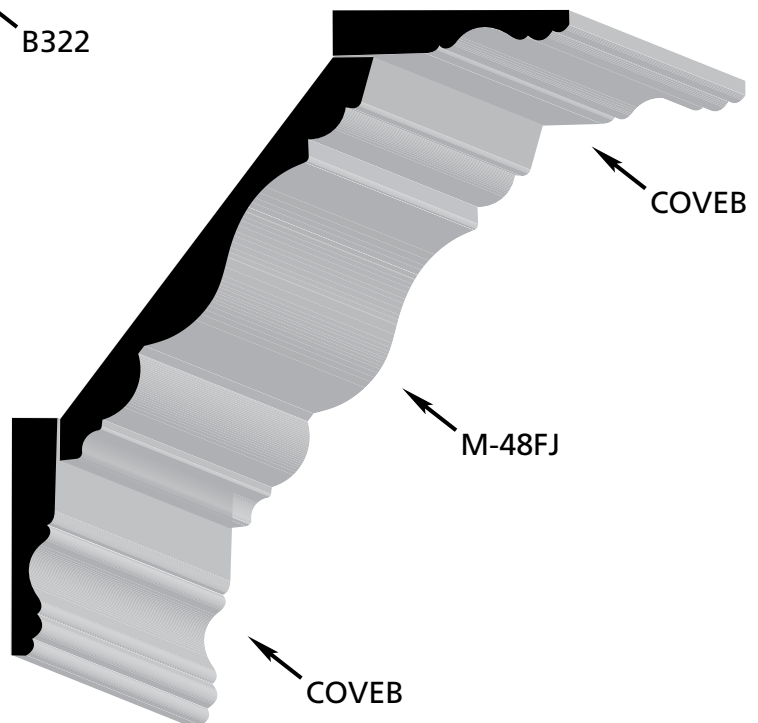
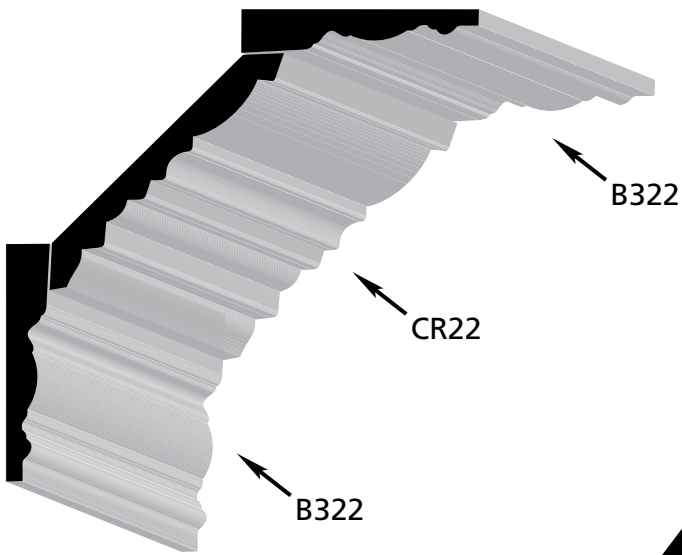
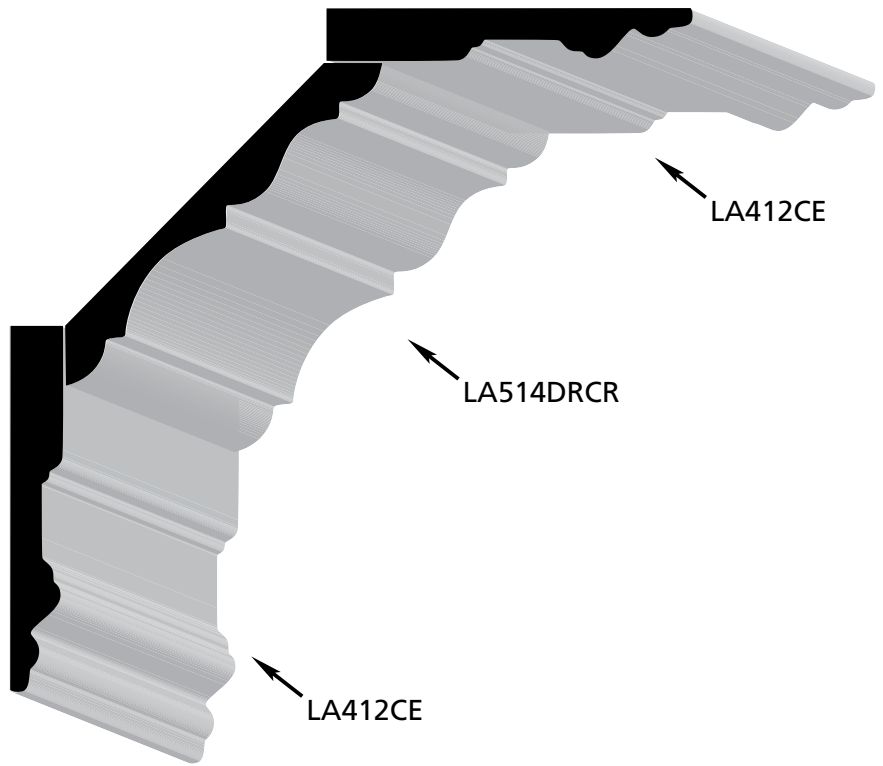


S-ROS312PSP	Plain Square E4E	1 1/2" x 3 1/2" x 3 1/2"	Pine
-------------	------------------	--------------------------	------

Let your imagination be your only limitation

Build-ups—combining two or more mouldings together to create a unique look customized to suit your own décor needs and desires.

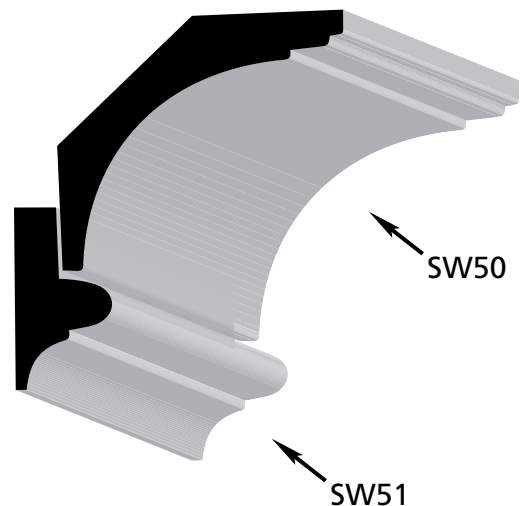
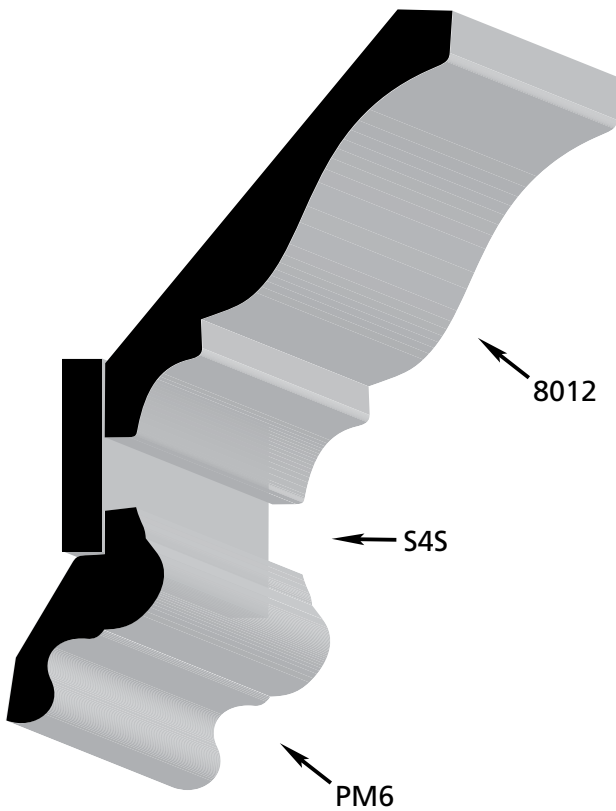
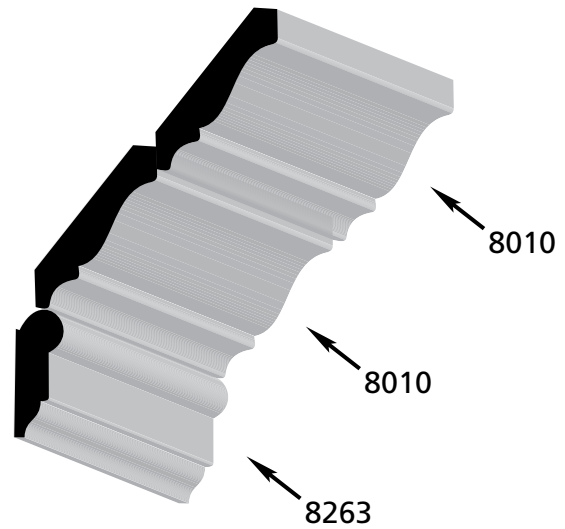
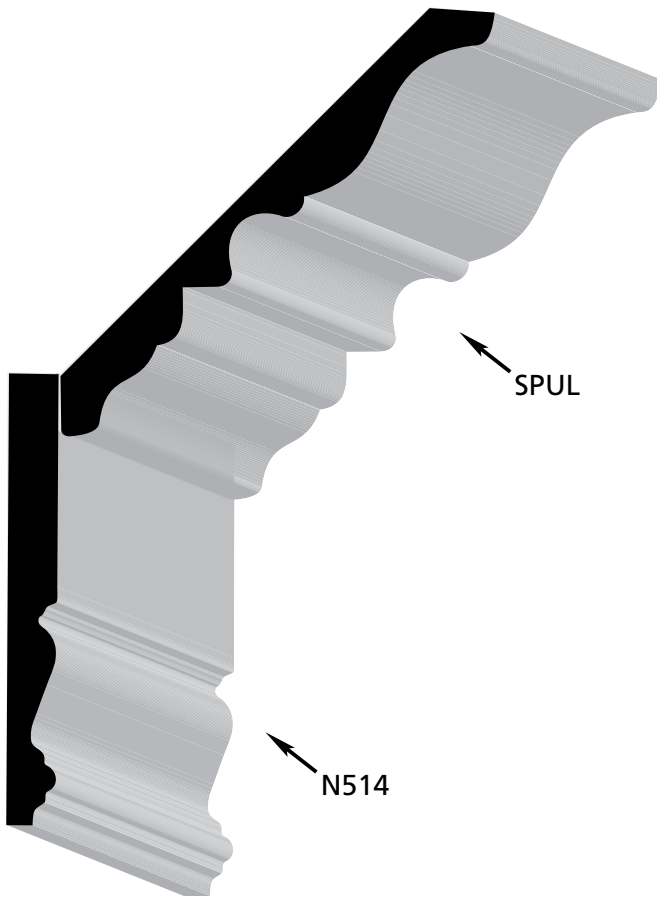
Ceiling build-ups usually consist of at least one crown or bed mould and are typically combined with a variety of other mouldings including casings, bases and panel moulds.



Let your imagination be your only limitation

Build-ups—combining two or more mouldings together to create a unique look customized to suit your own décor needs and desires.


Ceiling build-ups usually consist of at least one crown or bed mould and are typically combined with a variety of other mouldings including casings, bases and panel moulds.




Let your imagination be your only limitation

Build-ups—combining two or more mouldings together to create a unique look customized to suit your own décor needs and desires.


Casing build-ups usually consist of a variety of casing styles, including S4S typically combined with a nosing (BB1), panel mould or quarter round.



↑ BB1 ↑ C196



↑ BB1 ↑ C11

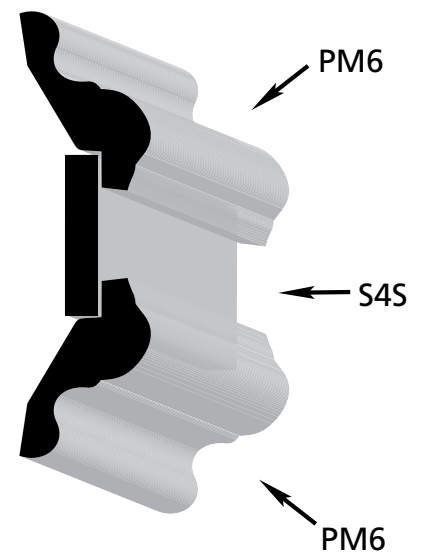
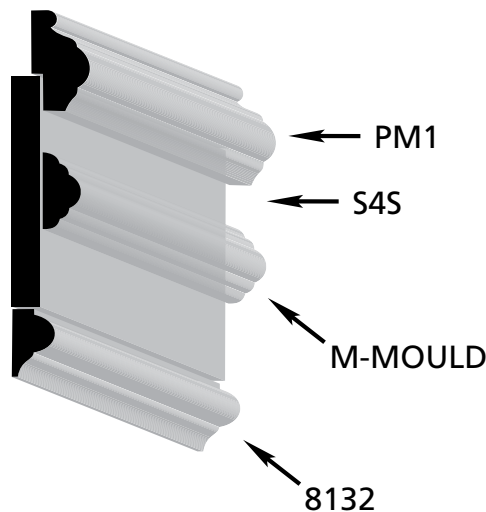


↑ BB1 ↑ C22

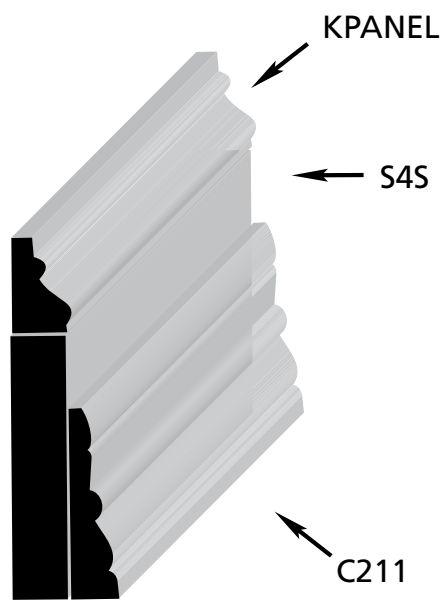


↑ BB1 ↑ S4S

Wall build-ups usually consist of a variety of panel moulds, S4S, chair rails, casings and cap mouldings.

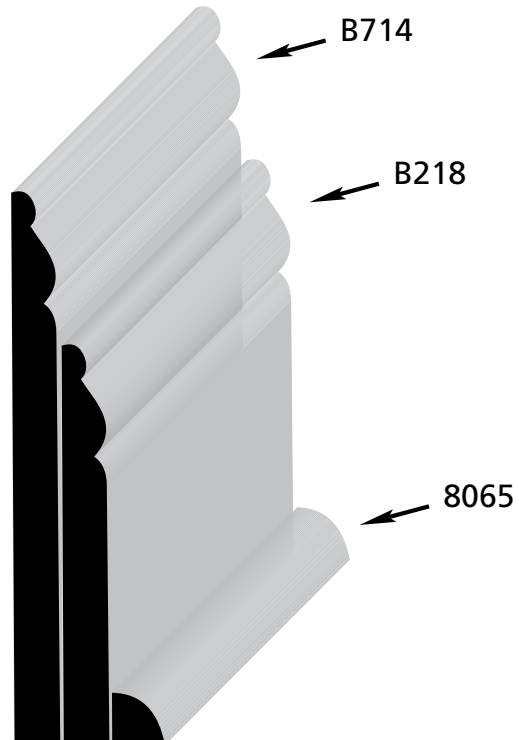
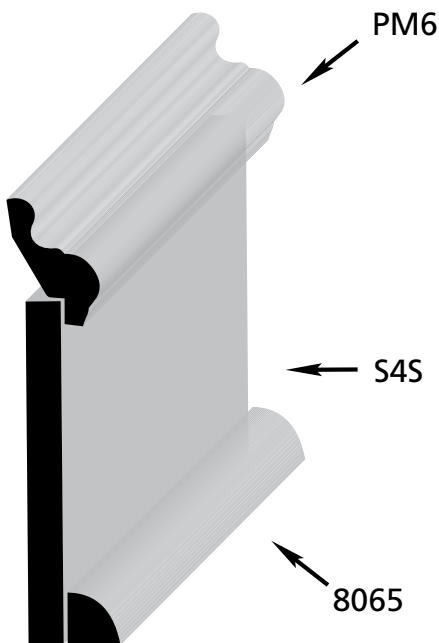


Let your imagination be your only limitation



Build-ups—combining two or more mouldings together to create a unique look customized to suit your own décor needs and desires.

Floor build-ups usually consist of at least one base board or S4S and are typically combined with a variety of other mouldings including panel moulds, cap moulds, casings, quarter rounds and shoe mouldings.



MOULDING



MOULDING

- Softwood/Hardwood Mouldings
- Trim • Boards
- In/Out Warehouse Stock
- Truckload/Container Dropship Available

STAIR PARTS

CREATIVE

Stair Parts

Possibilities? Endless. With the largest assortment of exotic and domestic woods available, Creative Stair Parts is your partner for custom, speciality stair projects



Indital is a world-wide leader in the production and distribution of stainless steel stair & railing products. Our artisans design each railing creation with passion and dedication.

SPECIALTY MILLWORK



- Architectural & Decorative Mouldings
- Designer Fashion Inspired
- Contemporary, Colonial, Victorian, Modern, Ornate & more
- Brackets, Corbels, Ornaments & Appliqués



Flexible Moulding

Intricate mouldings that arch effortlessly over doorways and windows. Customizable and affordable accents that conform to rounded walls and surfaces.



- Thousands of unique profiles available & unlimited custom capabilities
- Polyurethane non-shrink product for compatibility to any moulding profile

- Impervious to moisture – interior or exterior use
- Paintable or stainable – cuts like wood




Custom Wood Moldings

Creating Elegance Since 1980

S & S Custom Wood Moldings has carefully hand crafted quality moldings and decorative works that add extraordinary elegance and style to homes and businesses of discerning owners.



Since 1879, Waddell has been providing the professional and do-it-yourself markets with carefully crafted table legs, wooden dowels, island turnings, corbels, brackets, and mouldings.





ATTIC STAIR SYSTEMS



Premium Wood Attic Ladders

- 250 lbs Load Capacity
- Various Sizes

Premium Aluminum Attic Ladders

- 350 lbs Load Capacity
- Various Sizes

COLUMNS & PORCH POST



HB&G continues to lead the industry in offering the most technologically advanced and highest quality synthetic porch columns and porch products on the market.



All Turncraft products, wood and composite, are manufactured in the U.S.A. in our own factories. Our experienced craftsmen take extreme care and pride in the products we produce for our customers, all the way from making our own molds to the finished products



DOORS AND COMPONENTS

A wide selection of Exterior/Interior Doors by some of the best names in the business:

- Exterior Steel and Fiberglass Entry doors
- Interior Molded Skin Doors
- Interior Stile & Rail Doors - Knotty Pine, Knotty Alder, Fir
- Interior SDF Doors
- 1-Lite and Divided Lite Doors



For more information on any of the products shown on this flyer and many more please contact:

**Southwest Moulding & Millwork can service all
your specialty millwork needs.**

Below are some of the services we offer.

MOULDING

- In-house priming available.
- Custom mitering on casing, brick mould and door stop
- Pre-mitered casing sets
- Bar-coding
- Cut to length programs

EXTERIOR FRAMES

- Lifetime warranty
- 20 minute fire rating
- Warnock-Hersey Certified
- Primed or unprimed fingerjoint, solid pine
- Custom hinge and strike
- Custom head and sill dado
- Custom widths available
- Weather-strip applied
- Quick turnaround time

IMPORT DIRECT CONTAINER PROGRAM

- Mix of fingerjoint, FJ primed, solid or MDF mouldings, jambs and frames
- Up to 4 profiles per container
- 8-16' or 14' units plus 4-7' units or any combination equals a container
- Flatbed delivery
- All mouldings will be manufactured to customer samples or Southwest Moulding & Millwork templates
- In the unlikely event the container is delayed for any reason, Southwest Moulding & Millwork will fill in those profiles from our inventory at the container price, until your order arrives
- Freight prepaid

DOMESTIC DIRECT TRUCK LOAD PROGRAM

- Drop ship solid, fingerjoint, FJ primed mouldings, jambs and frames
- Minimum shipment, ½ truck or 13,000 board feet
- Minimum run 5,000 LF per profile
- Maximum 12 profiles per truck
- Flatbed delivery
- Freight prepaid

NUMERICAL INDEX	
48	7
514	4
8009	2
8010	2
8012	2
8014	2
8016	8
8018	8
8019	8
8024	9
8052	9
8057	16
8060	9
8063	16
8065	16
8078	16
8080	16
8096	29
8132	22
8140	22
8238	15
8263	17
8280	21
8281	21
8281.2	21
8282	21
8284	23
8422	17
8432	18
8441	30
8540	29
8541	29
8570	23
8610	22
8611	22
8614	18
8656	21
8667	14
356214	25
444314	34
8441180	30
8200L.1	15
8200L.3	15
8422SP	17
8441175	30
8540FJ	29
8540PR	29
8541FJ	29
8912FIR	17
8912LVL	17
8912YPP	17
ACOL2	25
ACOL212	26
ACOL 214	26
ACOL218	25
ACOL314	34
ACOL514	35
B11	39
B211	38
B218	37
B22	42
B3	36
B314	36
B322	41
B395	40
B514	36
B522	41
B612AMW	43
B695	41
B714	37
BAB514	42
BAC	5
BB1	24
BCOL314	40
BCOL514	40
BTB25	48
BTB35	48
BTBC35	48
C100	25
C11	27

C195	24
C196	24
C211	26
C22	27
C295	24
C322	27
C347	27
C522	27
CM12	12
CM20	12
COL312	26
COVEB	34
COVEC	27
CR22	3
CR5	13
CR6	13
CR7	13
DEC2	11
DEC3	11
DEC4	12
DEC6	12
DEC6FP	12
DM22	13
E212	25
E312	33
E514	33
FL312	28
FL514	28
Flat Jamb	44
FLR	28
FMOULD	10
Frames	45
HW218	24
IBTB32	46
IBTB52	46
ICTB31	49
ICTB52	49
ISC999	15
K314	33
KATEX	32
KPANEL	10
LA314	28
LA412CE	42
LA414CPR	28
LA4CPR8	28
LA514DRCR	4
LA5COLCR	3
LA714COLCR	7
LA834B	43
LA8COLCR	6
LB11	39
LB11-514	39
LC11	27
LMC	12
LWP292	11
MC9E	26
MEEMC	32
MEIMC	32
MEQR	16
MET49	32
MM	23
MMOULD	23
N314	35
N514	35
NMOULD	23
OBTB32	47
OBTB52	47
OCTB31	49
OCTB52	49
PL312BP	50
PL312SP	50
PL312TMDF	50
PL312TP	50
PL512BP	50
PL512SP	50
PM1	10
PM2	10
PM5	10
PM6	11
PM7	10

RB3	28
ROS312PSP	51
ROS312STMDF	51
ROS312W MDF	51
ROS312WP	51
ROS512WP	51
RTB25	51
RTB35	51
RTB35M	51
RTB350AK	51
RTB35TSTAR	51
S4S212	18
SAN214	24
SAN3	33
SAN314	33
SL312	25
SM34	13
SPUL	7
STEP214	28
STEP3	34
STL512	31
STL612	31
STL714	31
STL7140G	31
SW50	5
SW51	6
SW58	4
SWB514	37
SWC312	25
T48	32
T88	32
Weather Strip	45
WM163	14
WM297	14
WM310	6
WM390	14
WM55	3
WM618	38
WM620	38
WM623	38
WP16	21
WP995	22

CATEGORY INDEX	
BASE	
SAN3	33
SAN314	33
E312	33
E514	33
K314	33
444314	34
COVEB	34
STEP3	34
ACOL314	34
ACOL514	35
N314	35
N514	35
B3	36
B314	36
B514	36
SWB514	37
B218	37
B714	37
WM620	38
WM623	38
WM618	38
B211	38
LB11	39
LB11-514	39
B11	39
BCOL314	40
BCOL514	40
B395	40
B695	41
B322	41
B522	41
B22	42
LA412CE	42
BAB514	42
B612AMW	43
LA834B	43

BASE TRIM BLOCKS	
IBTB32	46
IBTB52	46
OBTB32	47
OBTB52	47
BTB25	48
BTB35	48
BTBC35	48
BATTEN	
8667	14
BEDS	
8016	8
8018	8
8019	8
BRICK MOULD	
8441	30
8441L175	30
8441180	30
CASING	
BB1	24
HW218	24
SAN214	24
C195	24
C196	24
C295	24
SL312	25
SWC312	25
E212	25
356214	25
C100	25
ACOL2	25
ACOL218	25
ACOL214	26
ACOL212	26
COL312	26
9E	26
C211	26
LC11	27
C11	27
C322	27
C22	27
C347	27
C522	27
COVEC	27
STEP214	28
LA314	28
FLR	28
FL312	28
LA4CPR8	28
LA414CPR	28
RB3	28
FL514	28
CHAIR RAIL & CAPS	
DM22	13
CR5	13
CR7	13
CR6	13
SM34	13
WM297	14
WM390	14
WM163	14
CHAMFER	
WP995	22
CORNERS	
8200L.3	15
8200L.1	15
8238	15
ISC999	15
COVES	
8052	9
8060	9
8024	9

CROWNS	
8010	2
8014	2
8009	2
8012	2
LA5COLCR	3
CR22	3
WM55	3
514	4
LA514DRCR	4
SW58	4
SW50	5
BAC	5
SW51	6
WM310	6
LA8CALCR	6
SPUL	7
48	7
LA714COLCR	7
CROWN TRIM BLOCKS	
ICTB31	49
ICTB52	49
OCTB31	49
OCTB52	49
DOOR STOP	
8540	29
8541	29
8096	29
DOOR STOP (PREMIERED)	
8541FJ	29
8540FJ	29
8540PR	29
DRIP CAP	
8284	23
FLAT JAMBS	
All Sizes	44
FRAMES	
All Sizes	45
FULL ROUND	
8912YPP	17
8912FIR	17
8912LVL	17
GLASS BEAD	
8570	23
HALF ROUND	
8080	16
8078	16
LATTICE	
8280	21
8281	21
8281.2	21
8282	21
8656	21
LIP MOULD	
LWP292	11
CM30	11
DEC2	11
DEC3	11
DEC4	12
DEC6	12
DEC6FP	12
CM20	12
LMC	12
CM12	12
MANTLE MOULD	
NMOULD	23
NMOULD	23
MM	23
NOSING	
8132	22
PANEL MOULD	
PM5	10
KPANEL	10
PM1	10
PM7	10
FMOULD	10
PM2	10
PM6	11

PICTURE MOULD	
8263	17
PLINTH BLOCKS	
PL312BP	50
PL512BP	50
PL312SP	50
PL512SP	50
PL312TP	50
PL312TMDF	50
QUARTER ROUND & SHOE	
8057	16
MEQR	16
8063	16
8065	16
8422	17
8422SP	17
ROSETTES	
ROS312PSP	51
ROS312WP	51
ROS312W MDF	51
ROS512WP	51
ROS312STMDF	51
RTB25	51
RTB35	51
RTB350AK	51
RTB35M	51
RTB35TSTAR	51
S4S STOCK	
8432	18
8614	18
S4S212	18
1x2	18
1x4	19
1x6	19
1x8	19
1x12	20
1x16	20
1x24	20
4x8	20
SCREEN MOULD	
8140	22
8611	22
8610	22
TONGUE & GROOVE SIDING	
WP16	21
T-ASTRAGAL	
T88	32
T48	32
KATEX	32
MET49	32
MEEMC	32
MEIMC	32
WEATHER STRIP	
All Sizes	45
WINDOW STOOL	
STL512	31
STL612	31
STL714	31
STL7140G	31



Experience the WEB

www.southwestmoulding.com



Special Offers
New Products
Inspiration
Videos
Innovation
Customer Portal




SOUTHWEST
Moulding & Millwork

9209 Old Hickory Trail Suite 180
Dallas, TX 75237
Phone: 800-442-3062
Fax: 214-905-1233
southwestmoulding.com

© 2018 SOUTHWEST MOULDING
& MILLWORK SWPG18

Southwest Moulding reserves the right
to make changes to the products listed
in this catalog without notice and without
responsibility for existing units.

Drawings may not be to exact scale.